

OMODA | JAECOO

JAECOO 7 SHS



OMODA | JAECOO

ENJOY EVERY MOMENT OUTDOORS
WITH JAECOO 7 SHS



MINIMALIST MEETS EXQUISITE

The JAECCO 7 appears more minimalist and exquisite, aligning more closely with the aesthetic demands of the new era. Compared to traditional SUVs, the JAECCO 7 features concise and straight lines, and a robust, angular contour. This creates a balanced visual impact, exuding both intellectual and physical prowess, characteristic of the contemporary elite.

OMODA | JAECCO

JAECCO

GRANDEUR AND IMPOSING PRESENCE

The large hexagonal waterfall grille paired with segmented LED headlights gives the JAECCO 7 a bold yet rugged front facade. Combine with the oversized JAECCO emblem. Giving the impressions of grandeur and imposing.



DYNAMIC WAISTLINE AND SLOPING ROOFLINE

The water-cut line extends from the edge of the front lights to the rear, reminiscent of a meteor streaking across the sky, enhanced by the contemporary hidden electric door handles, showcasing JAECOO 7's streamlined aesthetics in full glory, where tradition meets innovation, functionality meets design.

ENOUGH ROOM FOR COMFORT JOURNEY

Flat central channel in the rear undoubtedly provide an advantage in spatial depth, offering a more spacious and comfortable in-cabin driving experience. The application of double-layer soundproof glass and extensive soundproofing materials within the JAECCO 7 further enhances its overall tranquility.

AMPLE STORAGE SPACE SAFEGUARDING LONG JOURNEYS

The JAECOO 7 also features unique-to-its-class abundant storage spaces, such as a central console tissue box, phone pouch, umbrella slot, and small hooks, elevating the JAECOO 7's spatial expansion to a new level.

LARGE PANORAMIC SUNROOF INVITE LIGHT IN

large panoramic sunroof invite all the light in. Double-layer soundproof glass and extensive soundproofing materials enhances its overall tranquility.

A NEW ERA OF URBAN LUXURY



- 14.8 " INFOTAINMENT SCREEN

Enhancing your driving experience with its sharp clarity and responsive touch capabilities.

- 50W WIRELESS CHARGING

With 50W wireless charging, keeping your devices always ready for use without the hassle of cables.



- Head-Up Display

Offering a clear and easy-to-read display of essential information.

- SEAT HEATING AND VENTILATION

Designed to provide the perfect temperature adjustment for any season.



ENJOY EVERY MOMENT OUTDOORS

3.3KW V2L power output function can greatly expand the usage scenarios for urban elites. You can drive it outdoors and build your own outdoor cinema. Watch a favorite film without being disturbed.



1200km ultra-long cruising range

Equipped with SHS, intelligently adjusts the operation of the engine and generator based on factors such as speed, battery charge, and temperature, achieving ultra-long range and ultra-low Charge Sustaining Fuel Consumption (CS Fuel Consumption)

O&J SUPER HYBRID SYSTEM



2_{IN}1

It is both a **BEV** and an **HEV**, combining the pure electric driving experience with hybrid extended range advantages, and also featuring energy regeneration capabilities.

6_L

WLTP charging sustaining fuel consumption: 6L

1200+_{KM}

Pure electric range about 90km
Total range **1200+ km**
Enough to drive from Madrid to Paris

O&J SUPER HYBRID SYSTEM




1.5T GDI
DEDICATED
HYBRID ENGINE

8.5^s
0 - 100km/h acceleration

525^{N·m}
Combined torque of 525N·m
equivalent to a 3.0T engine

44.5%
Premium efficiency electric hybrid
engine in the industry with maximum
thermal efficiency



1-GEAR
SUPER PLUG-IN
HYBRID DHT


GUARD SAFETY 20 SMART DRIVER ASSISTANCE SYSTEMS

OMODA | JAECOO

SERIAL NO.	DRIVING ASSISTANCE FUNCTIONS	ABBREVIATION
1	Adaptive cruise control	ACC
2	Traffic jam assist	TJA
3	Integrated cruise assistance	ICA
4	Intelligent speed control function	SCF
5	Intelligent dodging	IES
6	Departure ahead inform	DAI
7	Front collision warning	FCW
8	Autonomous emergency brake	AEB
9	Lane departure warning	LDW
10	Lane departure prevention	LDP
11	Emergency lane keeping	ELK
12	Blind spot detection	BSD
13	Lane changing assistance System	LCA
14	Door opening warning	DOW
15	Rear collision warning	RCW
16	Rear cross traffic alert	RCTA
17	Rear cross traffic alert	RCTB
18	Intelligent headlamp control	IHC
19	540° panoramic image	AVM
20	Driver Monitoring System	DMS

SMOOTH DRIVING

Adaptive cruise control (ACC) in full speed range
Integrated cruise assistance (ICA) in high speed



AEB (Autonomous Emergency Brake)
TJA (Traffic Jam Assist)



SAFE LANE CHANGE

Lane departure warning (LDW)




LDP (Lane Departure Prevention)



SECURE NIGHT DRIVING

Traffic sign recognition (TSR)




BODY SAFETY

- 80% high-strength steel
- Car body torsional rigidity of 25000 Nm/deg
- Super strong aluminum alloy front bumper frame crossbeam, large reinforcing plate for door panel
 - Multiple collision paths
- 60L large high-pressure tank,

PASSIVE SAFETY

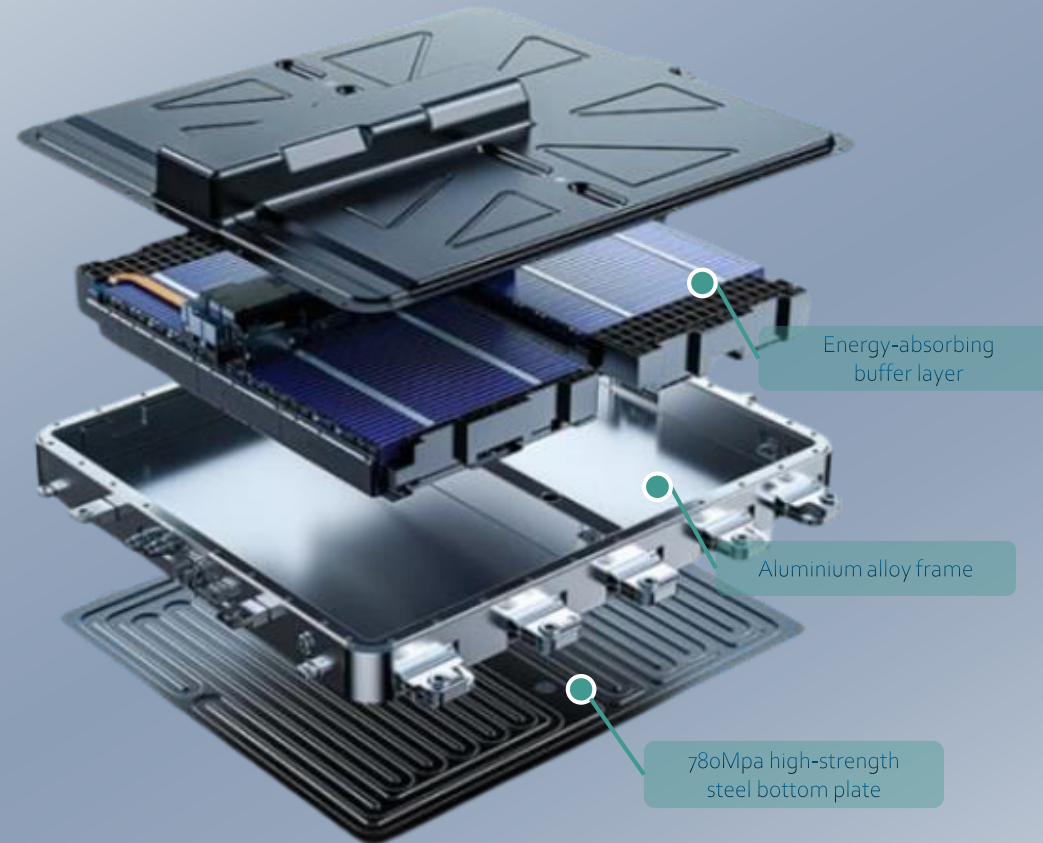
All models are equipped with 8 airbags, including the airbags at driver and passenger seats, side airbags, front and rear side curtain airbags, knee airbag for driver seat, and center airbag.



*Driver assistance systems are not a substitute for the driver's control over the vehicle. The driver remains responsible for the vehicle.

GUARD SAFETY

GUARDIAN BATTERY SAFETY SYSTEM



IP68

Dustproof and waterproof
1m deep water immersion for 48
hours without affecting operation

95 °C

-35°C~60 °C ultra-wide working
temperature range

2 ms

Unique PSS smart switch technology.
Battery can be rapidly disconnected
within 2ms (0.002 seconds, human blink
0.12-0.2 seconds)

A silver OMODA SUV is parked on a dark asphalt road that curves through a mountainous landscape. The car is positioned in the center-right of the frame, facing left. The background features steep, rugged mountains under a sky with soft, golden light from a low sun, creating long shadows and a hazy atmosphere. A metal guardrail runs along the edge of the road. The overall scene conveys a sense of adventure and exploration.

FEATURES & SPECIFICATIONS

PARAMETERS

SELECT-FWD EXCLUSIVE-FWD

engine	1.5TGDI
gearbox	1 DHT
Drive form	FWD
Length × width × height (mm)	4500*1865*1670
Wheelbase (mm)	2672
Number of seats	5
Fuel tank volume (L)	60
Boot capacity (L) (VDA V215)	500/1265
battery capacity (kwh)	18.3
Battery Type	LFP
WLTP pure electric range (km)	90
WLTP comprehensive range (km)	≥1200
Feed fuel sonsumption	6.0L
WLTP fuel consumption (liters/100 kilometers)	0.7
WLTP power consumption (kWh/100 km)	18.7
WLTP CO2 emissions (g)	23
Motor power (kW)	150
Engine power (kW)	105
Comprehensive output power (kW)	255
AC maximum charging power (kW)	6.6
DC maximum charging power (kW)	40
Max speed (km/h)	180



*Figures according to laboratory testing. Factors including but not limited to driving style, road and traffic conditions, environmental influences, vehicle condition and accessories fitted, will in practice in the real world lead to figures which generally differ from those advertised. Advertised figures are meant for comparison amongst vehicles only.

COMFORT DRIVING	SELECT-FWD	EXCLUSIVE-FWD
19 inch wheels	•	•
EPS electric power steering	•	•
ABS	•	•
IPB	•	•
EPB electronic parking + AUTOHOLD	•	•
EBD electronic brake force distribution	•	•
BAS brake assist system	•	•
BOS brake priority system	•	•
TPMS direct tire pressure alarm	•	•
cruise control	•	•
Speed limit reminder	•	•
AEB automatic braking system-vehicle, pedestrian and bicycle recognition	•	•
ACC adaptive cruise	•	•
FCW forward collision warning	•	•
LDW lane departure warning	•	•
LKA lane keeping system	•	•
MCB anti-collision automatic braking	•	•
TJA Traffic Jam Assist	•	•

ICA integrated cruise assist	•	•
IHC intelligent high beam control	•	•
ISA Intelligent Speed Assist	•	•
BSD blind spot monitoring	•	•
RCW rear collision warning	•	•
ELK emergency lane keeping	•	•
LDP lane departure suppression	•	•
DMS driver monitoring	•	•
PAB manual muting switch (airbag)	•	•
Reminder that the seat belt is not fastened	•	•
ISOFIX interface	•	•
Electronic child safety lock	•	•
side curtain airbags	•	•
Reversing radar*4	•	•
front radar*4	•	•
540 full vision	•	•

• Standard equipment

- Not available

COMFORT DRIVING

SELECT-FWD

EXCLUSIVE-FWD

automatic wiper	•	•
Front fog lights	•	•
Rear fog lamps (single)	•	•
automatic headlights	•	•
Dashboard ambient lighting (front and rear doors)	-	•
2 row ambiance light	•	•
Imitation leather seat fabric	•	•
Driver's seat electric 6-way	•	•
Driver's seat electric lumbar support 4-way	-	•
Electrically heated front seats (cushions + backrests)	-	•
Ventilated front seats (cushions + backrests)	-	•
seat memory	-	•
Exterior mirror memory	-	•
4-way electric co-driver's seat	•	•
Second row seats fold flat	•	•
Children seat (Latch, could satisfy ISOFIX standard)	•	•
leather steering wheel	-	•
Leather-like steering wheel	•	-
Steering wheel with manual 4-way adjustment	•	•

• Standard equipment

- Not available

Sun visor with vanity mirror and light	•	•
Driver's seat with welcome function	-	•
Center armrest box with refrigeration function	•	•
Tow hook (reserved opening in body)	•	•
Induction electric tailgate (key induction)	-	•
Panoramic skylight	-	•
Auto-dimming interior rearview mirror	-	•
Electrically adjustable exterior rearview mirrors	•	•
Electrically heated exterior rearview mirrors	•	•
Anti-pinch windows (four doors)	•	•
Remote control key to start air conditioner from a distance (temperature memory)	•	•
Silent glass	•	•
keyless entry	•	•
Dual zone automatic air conditioning	•	•
N95 filter	•	•
AQS air quality purification system	•	•
Induction electric tailgate (key induction)	-	•

TECHNOLOGY	SELECT-FWD	EXCLUSIVE-FWD
RDS radio	•	•
14.8-inch display with memory	•	•
Bluetooth function	•	•
Wireless Android AUTO+CARPLAY	•	•
4 USB ports in the front row (Type A +Type C Fast charge)	•	•
Mobile phone wireless fast charging (50W)	-	•
HUD	-	•
6 speakers	•	-
8 speakers	-	•
12V power supply for suitcase	•	•
Offline voice	•	•
navigation	•	•
privacy glass	-	•
Steering wheel heating	-	•
Electrically heated front windshield (full glass)	-	•
Wiper nozzle heating	-	•

OTHERS	SELECT-FWD	EXCLUSIVE-FWD
High brake lights	• (LED)	• (LED)
DAB	•	•
Instrument display shape and color ≥ 3 options available	-	•
Internet of Vehicles	•	•
Triangle warning board	•	•

• Standard equipment

- Not available



OMODA | JAECCO



Carbon crystal black



Moonlight silver-black roof



Moonlight silver



Olive gray



Khaki white



Olive gray - black roof

- *GENERAL WARRANTY*
7-YEAR 150,000 KM WARRANTY

Every new JAECCO vehicle is crafted with precision and care to the highest of industry standards. From our team of world-class designers who obsess over every detail.

Therefore we offer on every JAECCO purchased in Belgium a warranty of 7 years or 150,000 km – whichever comes first.

- *BATTERY WARRANTY*
8-YEAR 160,000 KM WARRANTY

Every New JAECCO vehicle that equipped with batTery is safety guaranteed. Enjoy 8-year, 160,000 km batTery warranty – whatever comes first.





1 YEAR ROADSIDE ASSISTANCE, UP TO 7 YEARS

Stay care-free on the road with your new JAECCO for up to 7 years with OMODA's Roadside Assistance Program. While your first year of roadside assistance coverage is provided on a complimentary basis, you can renew your roadside assistance coverage for 12 months with every scheduled service at an authorized OMODA & JAECCO dealer, to have total roadside assistance coverage for up to 7 years. Within the duration of the service interval program as specified by OMODA. The plan can be extended free of charge.